



1st Place **RUBEN CASTOR RANIN**

A View from the Basalt Columns.



Looking down this river canyon is one of the most incredible experiences, the Takachiho Gorge, located in the Miyazaki Prefecture on Kyushu Island in western Japan. Gokase River runs through a gorge comprised of volcanic basalt columns where the 17 meter high Minainotaki Waterfall pours down on the awe-struck tourists below who are paddling the iconic rowboats through the narrow chasm. This photo was taken during the Canon Photomathon asian championship in 2018. My way of seeing and interpreting birds eye view photography is to find a location like cliff as my vantage point. Canon 6D Mark II, f/8, 1/20 sec, ISO 640

Bird's Eye View

Open Category
June 2021

2nd Place **IAN SANTOS**

Surf spotting - drone coasting on the airspace of Baler long beach surveying the local surfers.



3rd Place **DANNY YU**

Photo was taken from a very small portion on a bridge during golden hour in Xiapu, China. The contrast was achieved by shooting against the sun producing the dark crevices and the person's shadow. Shot with a Canon 5DM3 and a 70-200mm lens.

President's Message

Hi everyone.

Good day to all of you. Welcome to our 7th regular monthly meeting and photo contest.

The year 2021 is officially halfway over. What a year it has been already. We are heading into rainy months. Its time to reflect back on the year.

Improvement is never ending, and one should always work to whatever we do, be it photography or just life. With the club not to meet in person, members rose to the challenge and developed most of our meetings, lectures

from our Z Academy and presentations (ZHub website launching) on Zoom. These are just a few highlights we have. The impact of friendship, unity and camaraderie ("cameraderie") are the keys to achieve our goals. Many new members are stepping forward and helping out with various committees. I thank you for that. Many hands make light work and that it makes our club, the premier camera club.

Congratulations to all of us.

I would like to thank you all, my ZVCC family. Without your dedication of your time and



talents we would not be as successful as we are.

Again, Welcome and Thank you.

Cha Pagdilao
2021 President
Zone V Camera Club



Z Hub Team's Breaktime

The hardworking team behind Z Hub met for a pleasant culinary interlude at the resplendent Palacio de Memoria in Manila. Pres. Cha treated the group to a sumptuous dinner to celebrate the resounding success of the internal launch, a prelude to discussion of the next steps for improvements of the website. The team will be continuing work in the next months to prepare for the Z Hub public launch before the year ends.



Happy Intramuros Walkers

It was a memorable pre-father's day reunion of sorts in Intramuros last June 19th. The 13 men in the group were all too glad to be given their passports (by supportive partners) to break out of their hibernation. Shutter-eager and vaccinated, the Zombies excitedly gathered at Plaza de Roma for the much-needed break to shoot, eat, and be merry. Plenty of cheerful greetings were exchanged as majority of the joiners had not been out to shoot with the group for over a year, since we last had an OTS in Baler. First order of the afternoon: a selfie at the cathedral from before taking off. Later on, more selfies at the Baluarte de San Diego – our main shooting venue; at the

Starbucks, where we refreshed and cooled off before the others went out to the Jones Bridge/Binondo riverside for sunset shooting, and then, at the Le Cathedral roof deck restaurant, where we all had a twilight-ambiance dinner. As the only female shooter in the group, I didn't feel left out – it made no difference. This is the best part of being in Zone V; everyone looks after each one. It was worth it organizing this fun walk; I'm looking forward to doing another round: a dusk-to-twilight shooting spree, this time of Manila's landmarks. Belated Happy Father's Day to all Zombie dads!

By Arlene Donaire



Jeff Dytuco




Danny Yu



Willie de Vera



Kevin Roi Lopez



Boy Kaw



Arlene Donaire



John Ang



Billy Palatino

Bowties in place, a glass of martini on hand and a sprinkling of diamonds on the ladies of Zone V added glitter and excitement to the launch of The Z Hub, the official website and online exhibition gallery of The Club held last June 24, via Zoom.

The theme for the night was, “Like diamonds, IMAGES ARE FOREVER”, an offshoot of the famed Bond movie. A full-house of Club members on-screen were given a fun virtual experience thru edge-of-your-seat interactive games as everyone got to explore The Z Hub all at the same time.

Members were all stunned when the opening video revealed the acting talents of Bern Wong as M, Ian Santos as Q, Jeff Dytuco as the menacing villain Le Jetro with Mike Olivares doing the voice-over of the legendary secret service agent with an impeccable clipped British accent, aka Agent Z-One-5.

Mike Olivares also brought the house down when he appeared on a separate video and shared how to mix a proper martini the way James Bond does it, shaken, not stirred, no less!

Bern Wong, the Exhibit Committee Head recounted the journey of the birth of The Z Hub. The Z Hub was borne because of the absence of face to face exhibitions due to the pandemic, thus, the creation of this ambitious online platform, with the potential to monetize it in the future thru print sales. Bern also stressed that feedback is essential, so that further improvements can be made before we have our external launch.



IMAGES ARE FOREVER: The Z Hub Internal Launch Party



Z/Hub

WWW.ZONEV.ORG



IMAGES ARE FOREVER

Smart Communications supported Zone V with a whopping hundred thousand pesos worth of gifts and prizes. Al Panlilio, the President and CEO of PLDT/Smart drew the names of 2 winners of brand-new iPhone 12. The two lucky winners are Ris Orlina and Vernes Go.

Meanwhile, Ruben Castor Ranin, Armi Yam and Jed Santos are the winners of gift cheque from Elar's as they embodied the essence of Agent Z-One-5 in their selfies.

Anticipation heightened as pre-registered members received days in advance a Mission Kit, that contained The Z Hub shirt, bowties, a fun-sized bottle of Stolichnaya, mixed nuts, a personalized bag tag and activity paraphernalia – all gadgets worthy for an elite secret service agent.

The Z Hub team is led by Bern Wong. Team members include Jorem Catilo, the main technical expert in building the web page. Ian Santos as web coordinator. Willie De Vera and Arlene Donaire of the Communications Committee are the duo who wrote most of the content. Angela Panlilio assisted by Leys Masangcay form part the Special Events team. Over-all support, truly given by Club President Cha Pagdilao together with The Board.

If you haven't explored The Z Hub, do visit it at:

www.zonev.org

With The Z Hub Internal Launch done, we now look forward to the day when we have our external launch, and when that happens, Zone V will definitely make its indelible mark as a Premier Club of Photographers, as nobody does it better as ZVCC!

By *Leys Masangcay*

ZONE V CAMERA CLUB Est. 1976

Z ACADEMY

Anchor Points

the key to an effective visual design.

A talk by Edwin Martinez

Travel and landscape photographer Edwin Martinez, who is well known locally and abroad for his ethereal landscape images, shared his thoughts on what it takes to create images that leave an indelible mark on the viewer.

Homing in on the concept of anchor points as a critical element of great visual design, Edwin gave some inspiring examples culled from his years of shooting in beautiful locations in the Philippines and overseas – US, Canada, Arctic countries. Because of his regular running professional photo tours in the arctic countries (pre-Covid 19 times), Edwin has

had the unique fortune of being able to produce fine art-quality memoirs of landscapes and ecosystems, some of which have more than given him a good return on his investments.

So, listening to Edwin as he explains the elements of great design, one tends to get lost in the dreamy visuals. It's an understatement to say that his images are exquisite! But there is so much more to the beautiful images of Edwin Martinez! The behind-the-scenes (BTS) story - the careful planning and research, the patience and skill in executing the shot, and the well-thought-out post-processing – these are also what makes his



images stand out. Edwin has honed his discipline in the art for many years and has found his language, which is evident in every landscape image he produces. Zone V sincerely thanks and appreciates the invaluable insights shared by Edwin.

We summarized Edwin's lessons in the best way that we could recall and comprehend. So here they are:

- Visual design is the process of translating an idea to reality or artifact, like a photograph. Preparation

- and persistence are key to creating great designs.
- There are 4 elements of an effective visual design:

1. LOCATION or Scene selection: The proper choice of a place to shoot begins with exploration – research. Every scene has its own characteristics. To make the scene relatable and recognizable by the viewer, one can look for iconic landmarks.

2. FRAMING or Frame dynamics: This is related to the technical side of composition. This includes:

- Geometrics (shapes, lines) and their relationship (symmetry, patterns) and the use of basic guides (golden spiral, rule of thirds);
- Visual mass, the object that draws viewer attention more than the rest of the scene; also called the anchor point. The anchor point may be an object that is bright and stands out against dark backgrounds, a repeating pattern or object, or simply large compared to surroundings.



- Perspective – the choice of vantage points: whether to go tele or macro; horizontal or vertical; and low or high.
- 3. MOMENTS: These are what epic photos are made of. Natural colors from golden hours, special conditions (rainbow, mammatus clouds) and other atmospheric & weather phe-

nomena usually make for one-of-a-kind images.

4. TECHNIQUE: This is essentially what determines how an image will look like. The way one combines camera settings (control of exposure triangle) and the use of supplements like filters

By Arlene Donaire

ZONE V CAMERA CLUB Est. 1976

Z ACADEMY

Shooting in the Rain

by Larry Monserate Piojo

Just what is the lure of rain that makes a shooter brave the damp and cold environment, risking life and limb, for the satisfaction of making “the” shot?

Larry Monserate Piojo, a professional documentary photographer/photo-journalist and street shooter, joined us in Z Academy's online learning session last July 1st to share his rain-filled photo portfolio.

“When it starts to rain, I get mixed feelings of anxiety and excitement and, my immediate reaction is to try to get a sense of the situation before deciding to go out and shoot. When I finally decide to make dash for it, which is almost always what I do anyway, I'm usually already armed

with my essentials– camera, umbrella, and protection gear. I try to never miss the chance the shoot. Like a sunrise that's never the same each day, rain at any time gives the same variety in sceneries and stories, vastness in subjects, and diversity of moods and moments to shoot. This is why, the rain has never stopped me from pursuing what I do, because I thrive in it.”

Larry began the practice of shooting in the rain back in 2009, after he noticed that many power images seem to have as backdrop, mostly unfortunate events. He thought of the Philippines' setting – being predictably typhoon prone – as a chance to make full use of the potential for creating unique images. So, while every



other photographer in rain-drenched rallies, parades, or public events would be packing up to take shelter, Larry is like a kid at play, on the prowl for his next money shots.

Larry's takeaway points for shooting in the rain can be summarized as follows:

- What to shoot: Unusual scenes, unguarded moments, people in motion, juxtaposing scenarios of streetlights & humans, unique characters

- How to shoot: One needs to be prepared physically (rain protection gear) and technically (weather sealed equipment & mastery of camera setup). Suggested camera settings for optimal shooting, using his go-to 35 mm or 18-135 mm lens are: ISO 1600 to 3200/ Aperture of f/2.0 to f/5.6 and shutter speed of 1/125 to 1/500
- Some compositional techniques:
 - Shoot against the light to create powerful silhouettes; under heavy

downpour for extreme dramatic scenes; and look for dark backgrounds to achieve better contrast of lighted subjects & clarity of raindrops

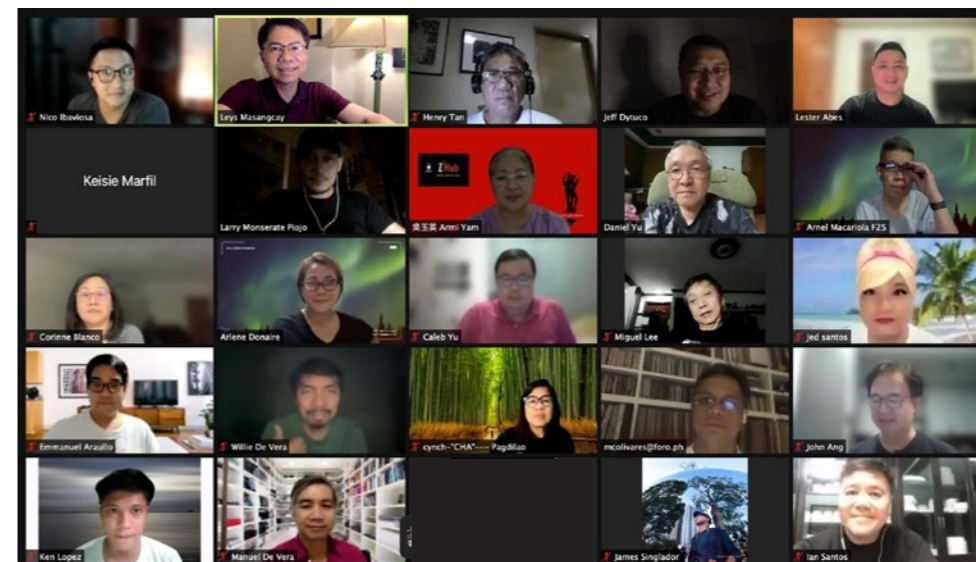
- Even a gloomy rainy day can be colorful. Shoot in color, if colors jump out.
- Use leading lines and natural framing to define your subject. Blurs in motion are acceptable if they add to the story

- Creative filter? Even the moisture in your lens can be a good tool. Shot with it but clean up soon as it gets too much.

What was Larry's answer to the question “what is the lure of the rain?” Life goes on even when it rains. The streets have more profound stories to tell when conditions are harsh and gloomy and, human emotions are at their most unguarded state. As a photographer who wants to document the powerful dramas unfolding all around us, I recognize that the rain should not be my limit. We have digital technology now available to enable us to shoot without the burden faced before by film users. I prepare myself by planning ahead but I also trust my instinct a lot when I'm out there shooting; visualizing my ideal images and patiently waiting until the story happens.

Larry is soon coming come up with his own book, a collection of his rain shots, called “Grey Skies”. Zone V wishes Larry the best on his book project and his photography profession.

By Arlene Donaire



(From page 1)

Bird's-eye View

Open Category - June 2021


4th Place JED SANTOS

Drone shot from Sun Moon Lake in Taiwan. I was just scouting the area when I came upon these structures at the middle of the lake. Waited for a boat to come near and took the shot.



5th Place JEFF DYTUCO

The shot was taken from the Hohensalzburg Fortress, which is located on top of the Festungsberg at an altitude of 506m, in the beautiful city of Salzburg, Austria. Using my tele, I was just lucky to have captured a group of bikers riding in the park below the said fortress.



Photographer Of The Year

June Scores and Rankings

Photographer of the Month:
Ruben Castor Ranin
 Members' Cup:
Jed Santos

RANK	MEMBER NAME	JAN	FEB	MAR	APR	MAY	JUNE	TOTAL
1	Ruben Castor Ranin	7.947	7.973	9.141	8.631	8.763	8.483	50.939
2	Angela Panlilio	7.740	8.622	9.432	9.386	8.161	7.416	50.757
3	Jeff Dytuco	7.753	8.161	8.799	9.055	8.361	8.062	50.191
4	Willie de Vera	7.263	7.777	9.237	9.364	8.631	7.851	50.123
5	Danny Yu	7.585	8.246	8.592	8.670	8.144	8.436	49.672
6	David Lim	7.203	8.779	9.589	9.036	7.106	7.853	49.566
7	Ian Santos	7.433	7.806	8.896	9.253	8.013	7.910	49.311
8	Jed Santos	7.285	7.773	9.034	8.898	7.584	8.516	49.091
9	Bern Wong	7.454	8.450	8.970	8.903	7.200	7.798	48.775
10	Mike Lee	6.743	8.809	9.052	8.853	7.852	7.444	48.754
11	Kevin Lopez	7.731	8.050	8.516	8.820	8.446	7.061	48.623
12	Gerry Dacumos	7.207	8.406	8.661	8.598	7.306	8.067	48.244
13	Leys Masangcay	7.414	7.624	8.869	8.703	8.400	7.063	48.073
14	Arlene Donaire	7.569	7.837	8.700	8.853	8.000	7.044	48.003
15	Lester Abes	7.269	7.830	9.007	8.714	7.478	7.448	47.745
16	Keisie Marfil	7.563	7.774	8.020	9.030	7.372	7.857	47.617
17	Corinne Blanco	7.601	7.808	8.392	8.725	7.539	7.501	47.566
18	Billy Palatino	7.275	7.282	7.996	9.248	7.067	6.742	45.609
19	Armi Yam	7.348	8.046	8.011	8.898	7.516	4.644	44.462
20	Efren Santos	6.833	7.247	7.622	8.136	7.022	6.852	43.713

21	Jian Choa 2	7.041	7.053	8.213	8.448	7.156	3.000	40.911
22	Nico Ibaviosa		7.979	8.894	8.759	7.422	6.474	39.529
23	Michael Olivares	6.654	7.916	9.311	8.525	0.000	6.673	39.079
24	Pepito Reyes		8.028	7.942	8.225	7.497	7.092	38.784
25	Emmanuel Araullo		8.098	8.324	8.598	7.664	5.210	37.894
26	Henry Tan	7.556	7.531	7.693	8.575	0.000	6.500	37.856
27	Manny Devera	7.405	6.696	7.010		6.867	3.000	30.978
28	Nes Santiago	7.293			8.625	6.989	7.887	30.794
29	Dodie Legaspi	7.211	8.818	8.169		0.000	0.000	24.198
30	Marlo Roxas	7.133	7.937	8.656		0.000	0.000	23.725
31	Tony Rivera	6.938	6.880		8.303	0.000	0.000	22.121
32	Arnel Macariola	6.849	7.606			0.000	3.000	17.455
33	Christian Orlina		8.056		8.698	0.000	0.000	16.753
34	Jimmy Ngo	7.018				0.000	6.709	13.727
35	Butch Cruz		7.603			0.000	0.000	7.603
36	Cocoy Lopez						7.268	7.268
37	Boy Kaw					0.000	6.856	6.856

Exposure Five is the official newsletter of Zone V Camera Club.

This publication is produced by the 2021 ZVCC Communications Committee: Willie de Vera, Arlene Donaire, Ris Orlina, Tony Rivera and Kevin Roi Lopez. Adviser: Cynch Pagdilao